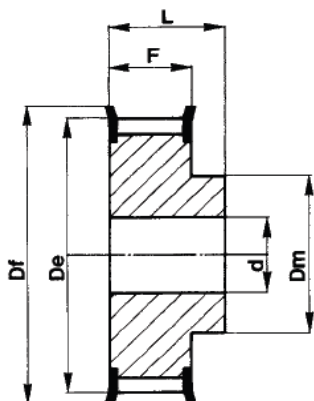




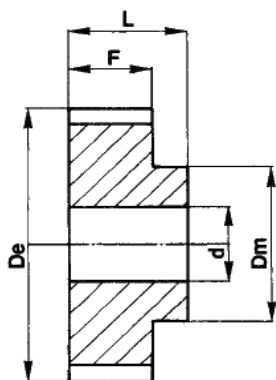
Koła pasowe zębate AT podziałka metryczna

all4machines, ul. Konarzewskiego 42, 62-030 Luboń, NIP 779-224-61-85,
+48 789 234 323, +48 798 788 625, fax +48 61 666 01 36, office@a4m.com.pl,
<http://www.a4m.com.pl/>

Material: aluminium 6082 T6 UNI
9006/4 suitable for anodic
treatment



TYPE 6F



TYPE 6

(PITCH 5 mm) FOR BELT WIDTH 10 mm

ST 5

CODE SYMBOL	OUR CODE	TYPE	FLANGES TYPE	N. OF TEETH	De	Df	Dm	F	L	d	WEIGHT Kg
21 ST5/12-2	21ST512	6F	F07	12	17,85	23,0	11	15	21	4	0,018
21 ST5/14-2	21ST514	6F	F08	14	21,05	25,0	14	15	21	4	0,019
21 ST5/15-2	21ST515	6F	F09	15	22,65	28,0	16	15	21	6	0,021
21 ST5/16-2	21ST516	6F	F10	16	24,20	32,0	18	15	21	6	0,025
21 ST5/18-2	21ST518	6F	F10	18	27,40	32,0	20	15	21	6	0,031
21 ST5/19-2	21ST519	6F	F12	19	29,00	36,0	22	15	21	6	0,036
21 ST5/20-2	21ST520	6F	F12	20	30,60	36,0	23	15	21	6	0,038
21 ST5/22-2	21ST522	6F	F14	22	33,85	38,0	24	15	21	6	0,048
21 ST5/24-2	21ST524	6F	F15	24	37,00	42,0	26	15	21	6	0,054
21 ST5/25-2	21ST525	6F	F17	25	38,60	44,0	26	15	21	6	0,058
21 ST5/26-2	21ST526	6F	F17	26	40,20	44,0	26	15	21	6	0,062
21 ST5/27-2	21ST527	6F	F18	27	41,80	48,0	30	15	21	8	0,064
21 ST5/28-2	21ST528	6F	F18	28	43,35	48,0	32	15	21	8	0,071
21 ST5/30-2	21ST530	6F	F19	30	46,55	51,0	34	15	21	8	0,076
21 ST5/32-2	21ST532	6F	F20	32	49,70	54,0	36	15	21	8	0,088
21 ST5/36-2	21ST536	6F	F24	36	56,05	64,0	38	15	21	8	0,114
21 ST5/40-2	21ST540	6F	F25	40	62,45	66,0	40	15	21	8	0,138
21 ST5/42-2	21ST542	6F	F26	42	65,60	70,0	40	15	21	8	0,180
21 ST5/44-0	21ST544	6		44	68,80	-	45	15	21	8	0,185
21 ST5/48-0	21ST548	6		48	75,15	-	50	15	21	8	0,200
21 ST5/60-0	21ST560	6		60	94,25	-	65	15	21	8	0,307

(PITCH 5 mm) FOR BELT WIDTH 16 mm

ST 5

CODE SYMBOL	OUR CODE	TYPE	FLANGES TYPE	N. OF TEETH	De	Df	Dm	F	L	d	WEIGHT Kg
27 ST5/12-2	27ST512	6F	F07	12	17,85	23,0	11	21	27	4	0,022
27 ST5/14-2	27ST514	6F	F08	14	21,05	25,0	14	21	27	4	0,026
27 ST5/15-2	27ST515	6F	F09	15	22,65	28,0	16	21	27	6	0,029
27 ST5/16-2	27ST516	6F	F10	16	24,20	32,0	18	21	27	6	0,035
27 ST5/18-2	27ST518	6F	F10	18	27,40	32,0	20	21	27	6	0,043
27 ST5/19-2	27ST519	6F	F12	19	29,00	36,0	22	21	27	6	0,049
27 ST5/20-2	27ST520	6F	F12	20	30,60	36,0	23	21	27	6	0,053
27 ST5/22-2	27ST522	6F	F14	22	33,85	38,0	24	21	27	6	0,054
27 ST5/24-2	27ST524	6F	F15	24	37,00	42,0	26	21	27	6	0,076
27 ST5/25-2	27ST525	6F	F17	25	38,60	44,0	26	21	27	6	0,081
27 ST5/26-2	27ST526	6F	F17	26	40,20	44,0	26	21	27	6	0,085
27 ST5/27-2	27ST527	6F	F18	27	41,80	48,0	30	21	27	8	0,090
27 ST5/28-2	27ST528	6F	F18	28	43,35	48,0	32	21	27	8	0,092
27 ST5/30-2	27ST530	6F	F19	30	46,55	51,0	34	21	27	8	0,105
27 ST5/32-2	27ST532	6F	F20	32	49,70	54,0	36	21	27	8	0,123
27 ST5/36-2	27ST536	6F	F24	36	56,05	64,0	38	21	27	8	0,160
27 ST5/40-2	27ST540	6F	F25	40	62,45	66,0	40	21	27	8	0,193
27 ST5/42-2	27ST542	6F	F26	42	65,60	70,0	40	21	27	8	0,205
27 ST5/44-0	27ST544	6		44	68,80	-	45	21	27	8	0,228
27 ST5/48-0	27ST548	6		48	75,15	-	50	21	27	8	0,280
27 ST5/60-0	27ST560	6		60	94,25	-	65	21	27	8	0,430

(PITCH 5 mm) FOR BELT WIDTH 25 mm

ST 5

CODE SYMBOL	OUR CODE	TYPE	FLANGES TYPE	N. OF TEETH	De	Df	Dm	F	L	d	WEIGHT Kg
36 ST5/12-2	36ST512	6F	F07	12	17,85	23,0	11	30	36	4	0,031
36 ST5/14-2	36ST514	6F	F08	14	21,05	25,0	14	30	36	4	0,037
36 ST5/15-2	36ST515	6F	F09	15	22,65	28,0	16	30	36	6	0,041
36 ST5/16-2	36ST516	6F	F10	16	24,20	32,0	18	30	36	6	0,050
36 ST5/18-2	36ST518	6F	F10	18	27,40	32,0	20	30	36	6	0,061
36 ST5/19-2	36ST519	6F	F12	19	29,00	36,0	22	30	36	6	0,070
36 ST5/20-2	36ST520	6F	F12	20	30,60	36,0	23	30	36	6	0,076
36 ST5/22-2	36ST522	6F	F14	22	33,85	38,0	24	30	36	6	0,080
36 ST5/24-2	36ST524	6F	F15	24	37,00	42,0	26	30	36	6	0,109
36 ST5/25-2	36ST525	6F	F17	25	38,60	44,0	26	30	36	6	0,118
36 ST5/26-2	36ST526	6F	F17	26	40,20	44,0	26	30	36	6	0,120
36 ST5/27-2	36ST527	6F	F18	27	41,80	48,0	30	30	36	8	0,128
36 ST5/28-2	36ST528	6F	F18	28	43,35	48,0	32	30	36	8	0,135
36 ST5/30-2	36ST530	6F	F19	30	46,55	51,0	34	30	36	8	0,150
36 ST5/32-2	36ST532	6F	F20	32	49,70	54,0	36	30	36	8	0,178
36 ST5/36-2	36ST536	6F	F24	36	56,05	64,0	38	30	36	8	0,230
36 ST5/40-2	36ST540	6F	F25	40	62,45	66,0	40	30	36	8	0,278
36 ST5/42-2	36ST542	6F	F26	42	65,60	70,0	40	30	36	8	0,284
36 ST5/44-0	36ST544	6		44	68,80	-	45	30	36	8	0,315
36 ST5/48-0	36ST548	6		48	75,15	-	50	30	36	8	0,400
36 ST5/60-0	36ST560	6		60	94,25	-	65	30	36	8	0,614

(PITCH 10 mm) FOR BELT WIDTH 16 mm

ST 10

CODE SYMBOL	OUR CODE	TYPE	FLANGES TYPE	N. OF TEETH	De	Df	Dm	F	L	d	WEIGHT Kg
31 ST10/15-2	31ST115	6F	F19	15	45,90	51	31	21	31	8	0,118
31 ST10/16-2	31ST116	6F	F20	16	49,05	54	35	21	31	8	0,134
31 ST10/18-2	31ST118	6F	F22	18	55,45	60	40	21	31	8	0,167
31 ST10/19-2	31ST119	6F	F25	19	58,60	66	44	21	31	8	0,184
31 ST10/20-2	31ST120	6F	F25	20	61,80	66	46	21	31	8	0,208
31 ST10/22-2	31ST122	6F	F27	22	68,15	75	52	21	31	8	0,253
31 ST10/24-2	31ST124	6F	F29	24	74,55	83	58	21	31	8	0,288
31 ST10/25-2	31ST125	6F	F29	25	77,70	83	60	21	31	8	0,310
31 ST10/26-2	31ST126	6F	F30	26	80,90	87	60	21	31	8	0,357
31 ST10/27-2	31ST127	6F	F31	27	84,10	91	60	21	31	8	0,364
31 ST10/28-2	31ST128	6F	F32	28	87,25	93	60	21	31	8	0,401
31 ST10/30-2	31ST130	6F	F33	30	93,65	97	60	21	31	8	0,441
31 ST10/32-2	31ST132	6F	F35	32	100,00	106	65	21	31	10	0,493
31 ST10/36-2	31ST136	6F	F38	36	112,75	120	70	21	31	10	0,623
31 ST10/40-2	31ST140	6F	F42	40	125,45	135	80	21	31	10	0,787
31 ST10/44-0	31ST144	6		44	138,20	-	88	21	31	10	0,993
31 ST10/48-0	31ST148	6		48	150,95	-	95	21	31	16	1,090
31 ST10/60-0	31ST160	6		60	189,10	-	110	21	31	16	1,701

(PITCH 10 mm) FOR BELT WIDTH 25 mm

ST 10

CODE SYMBOL	OUR CODE	TYPE	FLANGES TYPE	N. OF TEETH	De	Df	Dm	F	L	d	WEIGHT Kg
40 ST10/15-2	40ST115	6F	F19	15	45,90	51	32	30	40	8	0,152
40 ST10/16-2	40ST116	6F	F20	16	49,05	54	35	30	40	8	0,176
40 ST10/18-2	40ST118	6F	F22	18	55,45	60	40	30	40	8	0,224
40 ST10/19-2	40ST119	6F	F25	19	58,60	66	44	30	40	8	0,247
40 ST10/20-2	40ST120	6F	F25	20	61,80	66	46	30	40	8	0,276
40 ST10/22-2	40ST122	6F	F27	22	68,15	75	52	30	40	8	0,337
40 ST10/24-2	40ST124	6F	F29	24	74,55	83	58	30	40	8	0,392
40 ST10/25-2	40ST125	6F	F29	25	77,70	83	60	30	40	8	0,422
40 ST10/26-2	40ST126	6F	F30	26	80,90	87	60	30	40	8	0,477
40 ST10/27-2	40ST127	6F	F31	27	84,10	91	60	30	40	8	0,536
40 ST10/28-2	40ST128	6F	F32	28	87,25	93	60	30	40	8	0,540
40 ST10/30-2	40ST130	6F	F33	30	93,65	97	60	30	40	8	0,640
40 ST10/32-2	40ST132	6F	F35	32	100,00	106	65	30	40	10	0,693
40 ST10/36-2	40ST136	6F	F38	36	112,75	120	70	30	40	10	0,873
40 ST10/40-2	40ST140	6F	F42	40	125,45	135	80	30	40	10	1,067
40 ST10/44-0	40ST144	6		44	138,20	-	88	30	40	10	1,350
40 ST10/48-0	40ST148	6		48	150,95	-	95	30	40	16	1,516
40 ST10/60-0	40ST160	6		60	189,10	-	110	30	40	16	2,339

(PITCH 10 mm) FOR BELT WIDTH 32 mm

ST 10

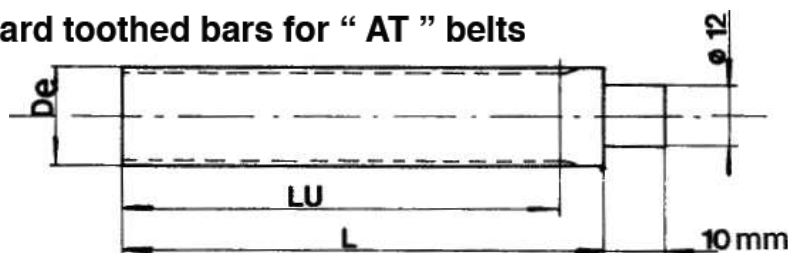
CODE SYMBOL	OUR CODE	TYPE	FLANGES TYPE	N. OF TEETH	De	Df	Dm	F	L	d	WEIGHT Kg
47 ST10/18-2	47ST118	6F	F22	18	55,45	60	40	37	47	10	0,253
47 ST10/19-2	47ST119	6F	F25	19	58,60	66	44	37	47	10	0,286
47 ST10/20-2	47ST120	6F	F25	20	61,80	66	46	37	47	12	0,322
47 ST10/22-2	47ST122	6F	F27	22	68,15	75	52	37	47	12	0,393
47 ST10/24-2	47ST124	6F	F29	24	74,55	83	58	37	47	12	0,475
47 ST10/25-2	47ST125	6F	F29	25	77,70	83	60	37	47	12	0,527
47 ST10/26-2	47ST126	6F	F30	26	80,90	87	60	37	47	12	0,564
47 ST10/27-2	47ST127	6F	F31	27	84,10	91	60	37	47	12	0,602
47 ST10/28-2	47ST128	6F	F32	28	87,25	93	60	37	47	12	0,642
47 ST10/30-2	47ST130	6F	F33	30	93,65	97	60	37	47	12	0,740
47 ST10/32-2	47ST132	6F	F35	32	100,00	106	65	37	47	12	0,844
47 ST10/36-2	47ST136	6F	F38	36	112,75	120	70	37	47	16	1,063
47 ST10/40-2	47ST140	6F	F42	40	125,45	135	80	37	47	16	1,317
47 ST10/44-0	47ST144	6		44	138,20	-	88	37	47	16	1,611
47 ST10/48-0	47ST148	6		48	150,95	-	95	37	47	16	1,931
47 ST10/60-0	47ST160	6		60	189,10	-	110	37	47	16	3,004

all4machines, ul. Konarzewskiego 42, 62-030 Luboń, NIP 779-224-61-85,
+48 789 234 323, +48 798 788 625, fax +48 61 666 01 36, office@a4m.com.pl,
<http://www.a4m.com.pl/>

(PITCH 10 mm) FOR BELT WIDTH 50 mm

ST 10

CODE SYMBOL	OUR CODE	TYPE	FLANGES TYPE	N. OF TEETH	De	Df	Dm	F	L	d	WEIGHT Kg
66 ST10/18-2	66ST118	6F	F22	18	55,45	60	40	56	66	10	0,422
66 ST10/19-2	66ST119	6F	F25	19	58,60	66	44	56	66	10	0,466
66 ST10/20-2	66ST120	6F	F25	20	61,80	66	46	56	66	12	0,520
66 ST10/22-2	66ST122	6F	F27	22	68,15	75	52	56	66	12	0,570
66 ST10/24-2	66ST124	6F	F29	24	74,55	83	58	56	66	12	0,736
66 ST10/25-2	66ST125	6F	F29	25	77,70	83	60	56	66	12	0,766
66 ST10/26-2	66ST126	6F	F30	26	80,90	87	60	56	66	12	0,816
66 ST10/27-2	66ST127	6F	F31	27	84,10	91	60	56	66	12	0,946
66 ST10/28-2	66ST128	6F	F32	28	87,25	93	60	56	66	12	0,960
66 ST10/30-2	66ST130	6F	F33	30	93,65	97	60	56	66	12	1,169
66 ST10/32-2	66ST132	6F	F35	32	100,00	106	65	56	66	12	1,300
66 ST10/36-2	66ST136	6F	F38	36	112,75	120	70	56	66	16	1,637
66 ST10/40-2	66ST140	6F	F42	40	125,45	135	80	56	66	16	1,999
66 ST10/44-0	66ST144	6		44	138,20	-	88	56	66	16	2,357
66 ST10/48-0	66ST148	6		48	150,95	-	95	56	66	16	2,830
66 ST10/60-0	66ST160	6		60	189,10	-	110	56	66	16	4,368

ST Standard toothed bars for "AT" belts

Material: aluminium 6082 T6 UNI 9006/4 suitable for anodic treatment

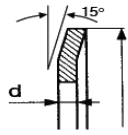
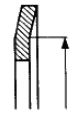
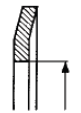
ST 5 (PITCH 5 mm)

CODE SYMBOL	OUR CODE	N. OF TEETH	De	Lu	L
ST05012	BST0512	12	17,85	125	140
ST05013	BST0513	13	19,45	125	140
ST05014	BST0514	14	21,05	132	140
ST05015	BST0515	15	22,65	132	140
ST05016	BST0516	16	24,20	140	140
ST05017	BST0517	17	25,80	140	140
ST05018	BST0518	18	27,40	140	140
ST05019	BST0519	19	29,00	140	140
ST05020	BST0520	20	30,60	160	160
ST05021	BST0521	21	32,30	160	160
ST05022	BST0522	22	33,85	160	160
ST05023	BST0523	23	35,45	160	160
ST05024	BST0524	24	37,00	160	160
ST05025	BST0525	25	38,60	160	160
ST05026	BST0526	26	40,20	160	160
ST05027	BST0527	27	41,80	160	160
ST05028	BST0528	28	43,35	160	160
ST05029	BST0529	29	44,95	160	160
ST05030	BST0530	30	46,55	160	160
ST05031	BST0531	31	48,15	160	160
ST05032	BST0532	32	49,70	160	160
ST05033	BST0533	33	51,30	160	160
ST05034	BST0534	34	52,85	160	160
ST05035	BST0535	35	54,45	160	160
ST05036	BST0536	36	56,05	160	160
ST05038	BST0538	38	59,25	160	160
ST05040	BST0540	40	62,45	160	160
ST05042	BST0542	42	65,60	160	160
ST05044	BST0544	44	68,80	160	160
ST05045	BST0545	45	70,40	160	160
ST05046	BST0546	46	72,00	160	160
ST05048	BST0548	48	75,15	160	160
ST05050	BST0550	50	78,35	160	160
ST05052	BST0552	52	81,55	160	160
ST05054	BST0554	54	84,70	160	160
ST05055	BST0555	55	86,30	160	160
ST05056	BST0556	56	87,90	160	160
ST05058	BST0558	58	91,10	160	160
ST05060	BST0560	60	94,25	160	160
ST05062	BST0562	62	97,45	160	160
ST05064	BST0564	64	100,65	160	160
ST05065	BST0565	65	102,25	160	160
ST05070	BST0570	70	110,20	160	160
ST05072	BST0572	72	113,25	160	160

ST 10 (PITCH 10 mm)

CODE SYMBOL	OUR CODE	N. OF TEETH	De	Lu	L
ST10015	BST1015	15	45,90	160	160
ST10016	BST1016	16	49,05	160	160
ST10017	BST1017	17	52,25	160	160
ST10018	BST1018	18	55,45	160	160
ST10019	BST1019	19	58,60	160	160
ST10020	BST1020	20	61,80	160	160
ST10021	BST1021	21	65,00	160	160
ST10022	BST1022	22	68,15	160	160
ST10023	BST1023	23	71,35	160	160
ST10024	BST1024	24	74,55	160	160
ST10025	BST1025	25	77,70	160	160
ST10026	BST1026	26	80,90	160	160
ST10027	BST1027	27	84,10	160	160
ST10028	BST1028	28	87,25	160	160
ST10029	BST1029	29	90,45	160	160
ST10030	BST1030	30	93,65	160	160
ST10031	BST1031	31	96,80	160	160
ST10032	BST1032	32	100,00	160	160
ST10033	BST1033	33	103,20	160	160
ST10034	BST1034	34	106,40	160	160
ST10035	BST1035	35	109,55	160	160
ST10036	BST1036	36	112,75	160	160
ST10037	BST1037	37	115,90	160	160
ST10038	BST1038	38	119,10	160	160
ST10040	BST1040	40	125,45	160	160
ST10041	BST1041	41	128,65	160	160
ST10042	BST1042	42	131,85	160	160
ST10044	BST1044	44	138,20	160	160
ST10045	BST1045	45	141,40	160	160
ST48046	BST1046	46	144,55	160	160
ST10048	BST1048	48	150,95	160	160
ST10050	BST1050	50	157,30	160	160
ST10051	BST1051	51	160,50	160	160
ST10052	BST1052	52	163,65	160	160
ST10054	BST1054	54	170,05	160	160
ST10055	BST1055	55	173,20	160	160
ST10056	BST1056	56	176,40	160	160
ST10057	BST1057	57	179,60	160	160
ST10058	BST1058	58	182,75	160	160
ST10059	BST1059	59	185,95	160	160
ST10060	BST1060	60	189,10	160	160
ST10062	BST1062	62	195,50	160	160
ST10070	BST1070	70	220,95	160	160
ST10075	BST1075	75	236,90	160	160

all4machines, ul. Konarzewskiego 42, 62-030 Luboń, NIP 779-224-61-85,
+48 789 234 323, +48 798 788 625, fax +48 61 666 01 36, office@a4m.com.pl,
<http://www.a4m.com.pl/>

N. OF TEETH	FLANGES		FLANGES			
	d = 1 mm	d = 1 mm				
	AT 5	AT 10				
8	-	-	F 01	13	10	6
9	-	-	F 02	15	12	8
10	-	-	F 03	16	13	9,5
11	-	-	F 04	17,5	14,5	11,6
12	F 07	-	F 05	18	15	11,5
13	-	-	F 06	20	16,5	12,2
14	F 08	-	F 07	23	18	12,5
15	F 09	F 19	F 08	25	21,5	15
16	F 10	F 20	F 09	28	24	17,8
17	-	-	F 10	32	27,5	23
18	F 10	F 22	F 11	35	30,5	23
19	F 12	F 25	F 12	36	31	25
20	F 12	F 25	F 13	37	33	25
21	-	-	F 14	38	34	26,5
22	F 14	F 27	F 15	42	38	30,5
23	-	-	F 16	43	39	31
24	F 15	F 29	F 17	44	40,5	32,5
25	F 17	F 29	F 18	48	43,5	37
26	F 17	F 30	F 19	51	47	40
27	F 18	F 31	F 20	54	50,5	43
28	F 18	F 32	F 21	57	52	46
29	-	-	F 22	60	57	47
30	F 19	F 33	F 23	61	56,5	49
31	-	-	F 24	64	57	47
32	F 20	F 35	F 25	66	63	52
33	-	-	F 26	70	66,5	53
34	-	-	F 27	75	68,5	60
35	-	-	F 28	79	72,5	60
36	F 24	F 38	F 29	83	78	68
37	-	-	F 30	87	82,5	72
38	-	-	F 31	91	85,5	76
39	-	-	F 32	93	89	80
40	F 25	F 42	F 33	97	93,8	83
41	-	-	F 34	102	97	82,5
42	F 26	-	F 35	106	101	90
43	-	-	F 36	112	105,5	91
44	-	-	F 37	115	109	94
45	-	-	F 38	120	112,5	99,5
46	-	-	F 39	123	117,5	107
47	-	-	F 40	128	124	107
48	-	-	F 41	131	125,5	115
49	-	-	F 42	135	128,5	115
50	-	-	F 43	138	132	121
51	-	-	F 44	140	125	107
52	-	-	F 45	142	137	120
53	-	-	F 46	146	133	107
54	-	-	F 47	148	143	132
55	-	-	F 48	150	145	130
56	-	-	F 49	154	142	122
57	-	-	F 50	158	153	138,5
58	-	-	F 51	160	148	120
59	-	-	F 52	168	161	148
60	-	-	F 53	175	170	157
61	-	-	F 54	180	174	154
62	-	-	F 55	184	177	162
63	-	-	F 56	188	176	150
64	-	-	F 57	192	187	173
65	-	-	F 58	198	180	150
66	-	-	F 59	200	193	180
			F 60	205	189	160
			F 61	212	200	162
			F 62	226	214	190
			F 63	230	222	200
			F 64	240	224	192
			F 65	250	228	200
			F 66	256	240	220
			F 67	265	240	213
			F 68	275	253	225
			F 69	286	277	242
			F 70	296	287	260
			F 71	300	280	252
			F 72	325	305	278
			F 73	350	330	302
			F 74	375	355	328
			F 75	405	380	354
			F 76	430	406	380
			F 77	455	432	405
			F 78	480	457	430
			F 79	530	508	481
			F 80	595	572	544
			F 81	184	168	135